

LT-FT-690W/900W

Highly efficient LED floodlight designed specifically for high mast and large area lighting.

Body: recyclable, Forged aluminum and powder coated stainless steel.

Vandal and UV resistant lenses.

Modular Design.



Technical data

Performance

Net lumen output (flux):	103500lm/119700m
Power absorption:	690W/900W

Optoelectronics

LED type:	CREE 3030(672pcs)
Circuit board:	Ceramic plated MPCB 1.6 mm
CRI:	70 < R < 90
Colour temperature:	5,000K standard (others optional)
Lumen maintenance L90:	63,000h
Lumen maintenance L70:	>100,000h

Optics

Secondary lens:	Refraction array
System treatment:	Anti-yellowing / weather-proof
Available optics:	15° / 30° / 45° / 60° / 90°
No of LEDs per module:	1008
No of modules:	3

Luminaire Body

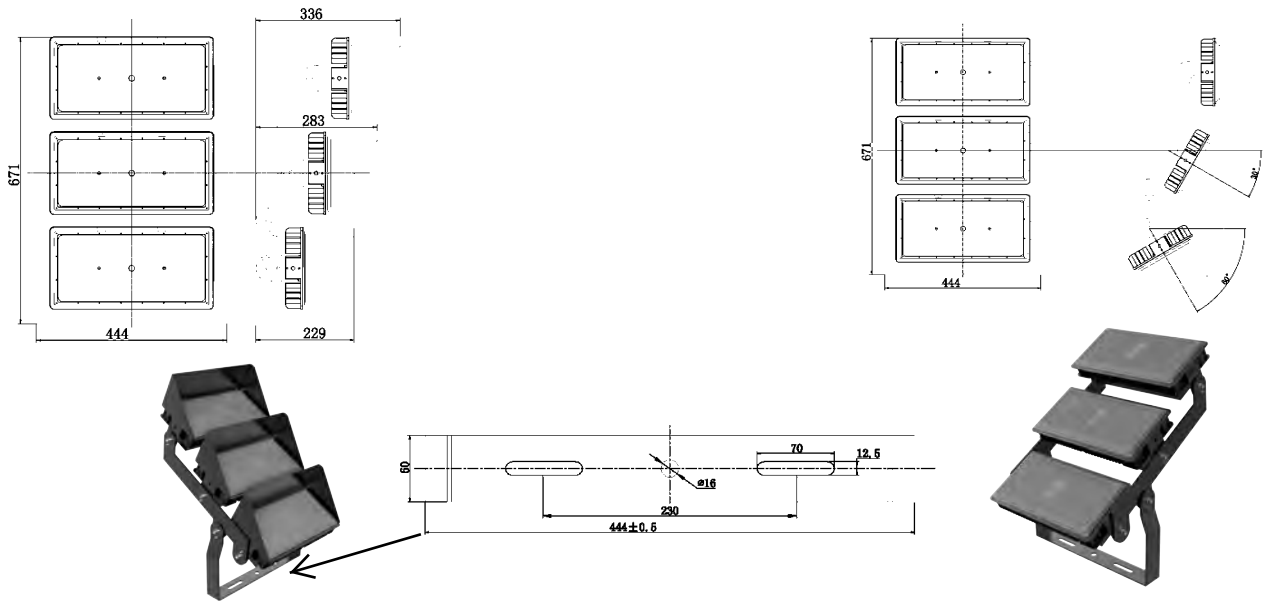
Structure:	Galvanized steel sheet
Metal coating:	Powder painted
Heatsinks:	Forged aluminium
Bracket:	Central bolt (12mm)
Weight:	24.55kg
Installation height:	25m to 55m
Installation angle	360°Tilt Adjustment
Dimensions:	444L x 448W x 209H mm (444L x 448W x 316H mm)
Windage Area:	0.104 m2

Electronics

Power unit:	IP67 power supply unit
Voltage input range:	120-277 VAC 50/60Hz or 347-480 VAC 50/60Hz
Power Factor:	0.95
Mean time to Failure:	200,000 hrs
Dimming Function:	1-10V DALI (Optional)
Surge Protection:	10KV, ANSIC136.2-2015 : Extreme Level
Short Circuit Protection:	Auto-recovery
Over Heat Protection:	Drops output current
Rel. Humidity Range:	0% - 96%
Operating Temp:	- 40°F up to +150°F (- 40°C up to +65°C)



Dimensions :



Photometrics :

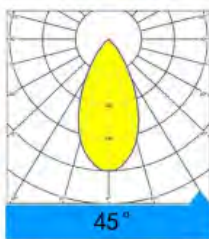
(15° Symmetrical)



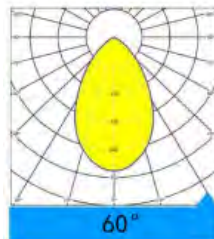
(30° Symmetrical)



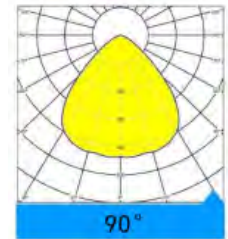
(45° Symmetrical)



(60° Symmetrical)



(90° Symmetrical)



Ordering codes : LT-FT-230W-50K-EU-15°

Product	Family	Power	No of modules:	Total lumen	Optic	CCT	CRI	Voltage	Control system	Body Type	Bracket	Connector	
LT-FT		<input type="checkbox"/> 690W	1	103500lm (150lm/W)	<input type="checkbox"/> 15°	(5000K)	70	<input type="checkbox"/> EU (120-277 AC)	10 (1-10V)	P(Powder painted)	T (Flood)	00 (1m cable)	
		<input type="checkbox"/> 900W	1	119700m (133lm/W)	<input type="checkbox"/> 30°	(4000K)	80	<input type="checkbox"/> US (347-480 AC)	DA (DALI)	H (High Heat)		IP68 Connector)	
						<input type="checkbox"/> 45°	(3000K)	90	<input type="checkbox"/> CA (100-240 AC)				
						<input type="checkbox"/> 60°	(5700K)						
						<input type="checkbox"/> 90°							

